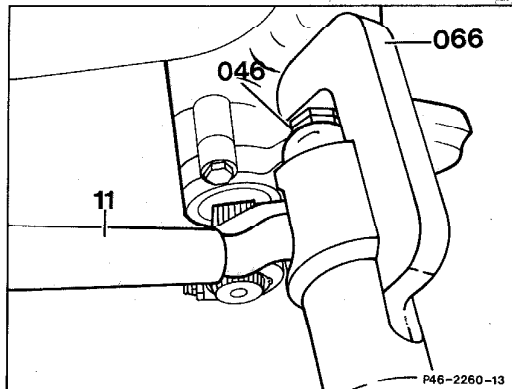
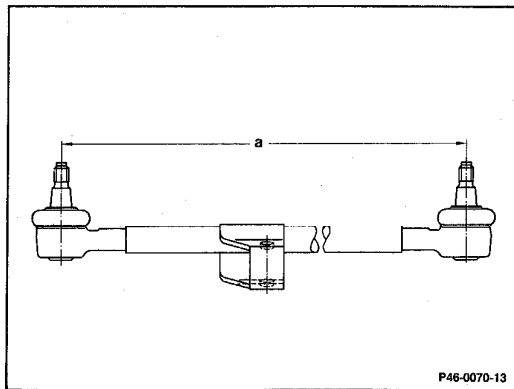
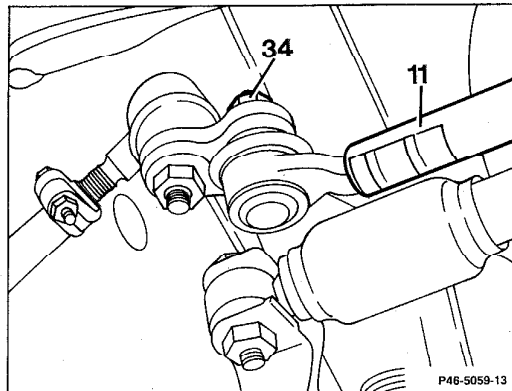
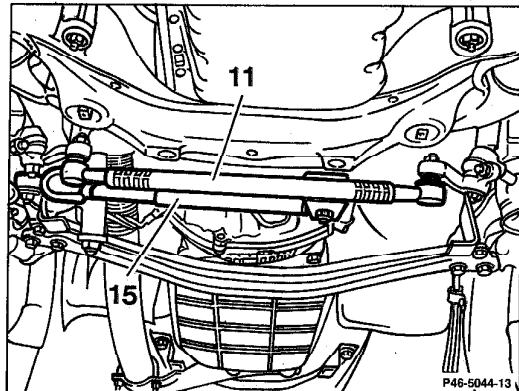


46-550 R and R center link



P46-5061-57

- Steering damper (15)
- Self-locking nut (34)
- Steering rod ball joint (11)

screw off, screw on, replace self-locking nut, 35 Nm.
 screw off, screw on and replace, 35 Nm.

Note

Hold ball bolt with Allen wrench, if required.
 screw off thrust piece (046) 201 589 05 63 00,
 screw on and press off of idler arms, use puller
 (066) 201 589 13 33 00. When installing
 completely clean all grease off of ball bolts and
 tapered seats in idler arms. Press ball bolts
 tightly into taper in idler arm.

Control link (11)

Check tie rod joint. If clearance is too high, replace affected tie rod head. Check rubber boot. If rubber boot on used joint is damaged, completely replace affected joint. If rubber boot is damaged during removal of the tie rod, it is sufficient to replace the rubber boot only (46-560).

Approved grease for ball joint

Multi-purpose grease

Refer to factory approved service products list ¹⁾

¹⁾ Supplied with owner's literature or available through your local authorized Mercedes-Benz Dealer.

Special tools

